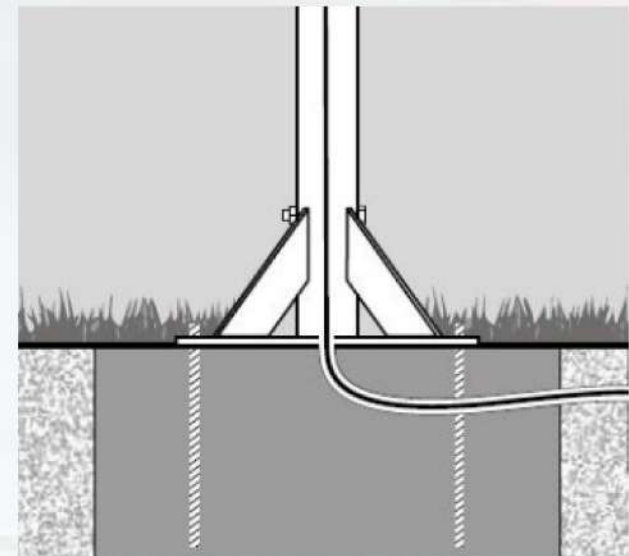
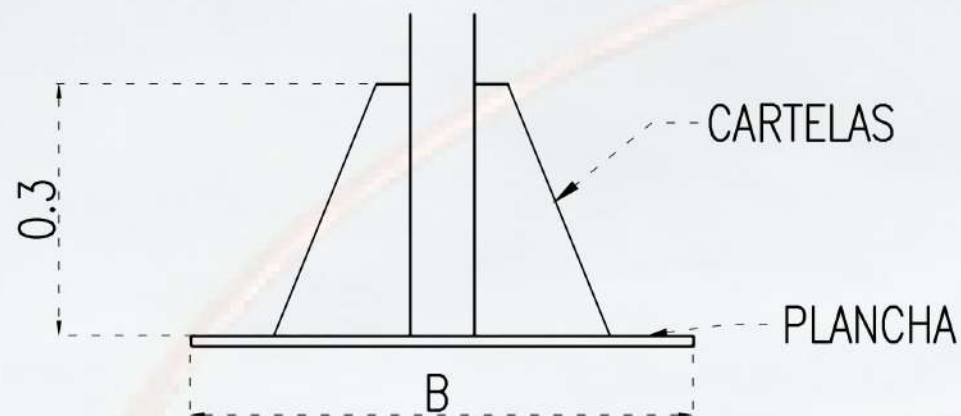


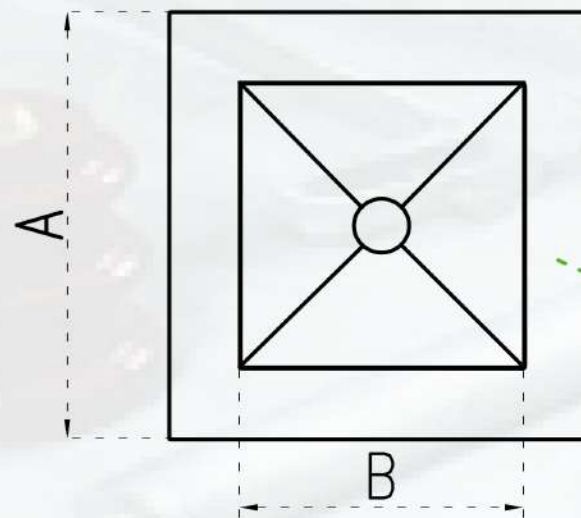
MASTIL CON BASE FIJA



MASTIL CON BASE DESMONTABLE Y FIJA

MODELO	S1 (plg)	S2 (plg)	S3 (plg)	Nº TRAMOS	H(m)
M-9	3"	3"	2 1/2"	3	3
M-12	4"	3"	2 1/2"	3	4
M-15	5"	4"	3"	3	5

Nota: Los mastiles son de tramo de 3 metros cada uno.



TAMAÑO DE BASE CUADRADA

MODELO	A (CM)	B (CM)
M-9	60X60	40X40
M-12	65X65	45X45
M-15	70X70	50X50

